

# MOTIVATION HIGH SCHOOL

## 2021-22 SCHOOL PROGRESS REPORT ON EDUCATION AND EQUITY

School Code | 1190 Sector | District Network | Network 1  
 Principal Name | Mrs Rennu Teli  
 Address | 5900 Baltimore Ave  
 Phone | 215-400-7930 Website | motivationhs.philasd.org/  
 Report Type | High School Grades in Report | 9-12  
 Admissions Category | Criteria-Based Turnaround Model | N/A  
 Receives K8 Report | No  
 Oct 1 Enrollment | 391

### Student Enrollment and Demographics



- 0.0% American Indian / Alaskan Native
- 1.3% Asian
- 93.4% Black / African American
- 3.1% Hispanic / Latino
- 2.3% Multi Racial / Other
- 0.0% Native Hawaiian / Pacific Islander
- 0.0% White

<h3>406</h3> <p>Total Number of Students Served for 10+ Days Over the Year</p>	<h3>15.4%</h3> <p>% Students with IEPs</p>
--	--

<h3>10.7%</h3> <p>% English Learners</p>	<h3>82.4%</h3> <p>% Economically Disadvantaged</p>
--	--

### Student Attendance

<h3>56.9%</h3> <p>% Students Attending at Least 95% of Instructional Days</p>	<h3>75.1%</h3> <p>% Students Attending at Least 90% of Instructional Days</p>
---	---

Score Level	Performance	Improvement	Level
<h2>Level 3</h2>			
<h3>Performance</h3> <p><i>At or Above Target in</i> <span style="font-size: 24px;">40.0 %</span> 2 out of 5 Eligible Metrics</p>			
<h3>Improvement</h3> <p><b>Insufficient Data for Score</b></p>			
<b>Goal Performance (All Students)</b>			
<b>GOAL 4   % of 11th Graders Proficient on Algebra, Biology, &amp; Literature Keystones</b>			
<b>Score: 22.9 %</b>			
 -8.8 pts from 2021-2022 target			
<b>NOT MEETING</b> no data prior year			
<b>GOAL 5   % of 12th Grade Career and Technical Education (CTE) Students Meeting Industry Standards</b>			
<h2>Insufficient Sample</h2>			
<ul style="list-style-type: none"> <li>Meeting Target</li> <li>Not Meeting Target</li> </ul>			
<b>American Indian / Alaskan Native</b>			
Insufficient Data for Score	Insufficient Data for Score		
<b>Asian</b>			
Insufficient Data for Score	Insufficient Data for Score		
<b>Black / African American</b>			
Insufficient Data for Score	Insufficient Data for Score		
<b>Hispanic / Latino</b>			
Insufficient Data for Score	Insufficient Data for Score		
<b>Multi Racial / Other</b>			
Insufficient Data for Score	Insufficient Data for Score		
<b>Native Hawaiian / Pacific Islander</b>			
Insufficient Data for Score	Insufficient Data for Score		
<b>White</b>			
Insufficient Data for Score	Insufficient Data for Score		
<b>English Learners</b>			
Insufficient Data for Score	Insufficient Data for Score		
<b>Students with IEPs</b>			
Insufficient Data for Score	Insufficient Data for Score		
<b>Economically Disadvantaged</b>			
Insufficient Data for Score	Insufficient Data for Score		

# College & Career: Every Student Graduates Ready for College and Careers

## Goal 4 - Keystone Proficiency

School Code | 1190 School Name | Motivation High School

**Goal 4:** The percentage of students who are proficient on all three state high school assessments (Algebra, Literature, and Biology) by the end of their 11th grade year will grow from 26.1% in August 2019 to 52.0% by August 2026.

### % of 11th Graders Proficient on Algebra, Biology, & Literature Keystones

**All Students**, 96 students

**Score: 22.9 %**



**2021-2022 Target: 31.7 %**

-8.8 pts from target

**2025-2026 Goal: 52.0 %**

-29.1 pts from target

NOT MEETING

no data prior year



- Meeting Target
- Not Meeting Target

**American Indian / Alaskan Native**

Insufficient Sample

**Asian**

Insufficient Sample

**Black / African American**, 91 students

**Score: 22.0 %**

-9.7 pts from target

NOT MEETING

no data prior year



**Hispanic / Latino**

Insufficient Sample

**Multi Racial / Other**

Insufficient Sample

**Native Hawaiian / Pacific Islander**

Insufficient Sample

**White**

Insufficient Sample

**English Learners**

Insufficient Sample

**Students with IEPs**

Insufficient Sample

**Economically Disadvantaged**, 79 students

**Score: 22.8 %**

-8.9 pts from target

NOT MEETING

no data prior year



# College & Career: Every Student Graduates Ready for College and Careers

## Goal 5 - Career and Technical Education

## Graduation and College Readiness

School Code | 1190 School Name | Motivation High School

**Goal 5:** The percentage of Career and Technical Education (CTE) students who pass an industry standards-based competency assessment by the end of their 12th grade year will grow from 54.5% in August 2019 to 80.0% in August 2026.

### % of 12th Grade CTE Students Meeting Industry Standards

#### All Students

Insufficient Sample

### AP, IB, or Dual Enrollment Course Metrics

1.3 %

*% of Students Meeting Standard on AP Exam, on IB Exam, or in Dual Enrollment Course by End of 12th Grade*

57.3 %

*% of Students Participating in but Not Meeting Standard on AP Exam, IB Exam, or Dual Enrollment Course by the End of 12th Grade*

41.3 %

*% of Students Not Participating in AP Exam, IB Exam, or Dual Enrollment Course by the End of 12th Grade*

### Other Key Metrics

92.5 %

*Ninth-Grade On-Track Rate*

44.3 %

*First-Fall Matriculation*

54.7 %

*% of Students Completing the FAFSA by End of 12th Grade*

- Meeting Target
- Not Meeting Target

# College & Career: Every Student Graduates Ready for College and Careers

## Graduation and College Readiness

School Code | 1190 School Name | Motivation High School

### Four-Year Cohort Graduation Rate

All Students, 81 students

**Score: 93.8 %**



**2021-2022 Target: 87.7 %**

6.1 pts above target

**2025-2026 Goal: 90.0 %**

3.8 pts above target



American Indian / Alaskan Native

Insufficient Sample

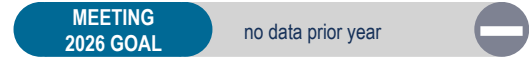
Asian

Insufficient Sample

Black / African American, 78 students

**Score: 93.6 %**

5.9 pts above target



Hispanic / Latino

Insufficient Sample

Multi Racial / Other

Insufficient Sample

Native Hawaiian / Pacific Islander

Insufficient Sample

White

Insufficient Sample

English Learners

Insufficient Sample

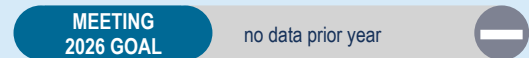
Students with IEPs

Insufficient Sample

Economically Disadvantaged, 61 students

**Score: 93.4 %**

5.7 pts above target



- Meeting Target
- Not Meeting Target

# College & Career: Every Student Graduates Ready for College and Careers

## Graduation and College Readiness

School Code | 1190 School Name | Motivation High School

### Four-Year Cohort Drop-Out Rate

### Four-Year Cohort Continuation Rate

#### All Students

5 out of 81 students

Score: 6.2%

#### All Students

0 out of 81 students

Score: 0.0%

#### American Indian / Alaskan Native

Insufficient Sample

#### American Indian / Alaskan Native

Insufficient Sample

#### Asian

Insufficient Sample

#### Asian

Insufficient Sample

#### Black / African American

5 out of 78 students

Score: 6.4%

#### Black / African American

0 out of 78 students

Score: 0.0%

#### Hispanic / Latino

Insufficient Sample

#### Hispanic / Latino

Insufficient Sample

#### Multi Racial / Other

Insufficient Sample

#### Multi Racial / Other

Insufficient Sample

#### Native Hawaiian / Pacific Islander

Insufficient Sample

#### Native Hawaiian / Pacific Islander

Insufficient Sample

#### White

Insufficient Sample

#### White

Insufficient Sample

#### English Learners

Insufficient Sample

#### English Learners

Insufficient Sample

#### Students with IEPs

Insufficient Sample

#### Students with IEPs

Insufficient Sample

#### Economically Disadvantaged

4 out of 61 students

Score: 6.6%

#### Economically Disadvantaged

0 out of 61 students

Score: 0.0%

# Climate, Culture & Opportunity

## Guardrail 1 - Welcoming and Supportive Schools

School Code | 1190 School Name | Motivation High School

**Guardrail 1:** Every school will be a safe, welcoming and healthy place where our students, staff and community want to be and learn each day. This means that our schools will be: 1) environmentally safe and clean; and 2) spaces with inclusive climates that provide students with access to robust social, emotional, and mental health supports.

School Climate Score	School Climate Survey		
Insufficient Sample	Insufficient Sample <i>Student Rating</i>	Insufficient Sample <i>Parent Rating</i>	<b>5.1/10</b> <i>Teacher Rating</i>
School Instruction Score	School Instruction Survey		
Insufficient Sample	Insufficient Sample <i>Student Rating</i>	Insufficient Sample <i>Parent Rating</i>	<b>6.2/10</b> <i>Teacher Rating</i>

- Meeting Target
- Not Meeting Target



Yes

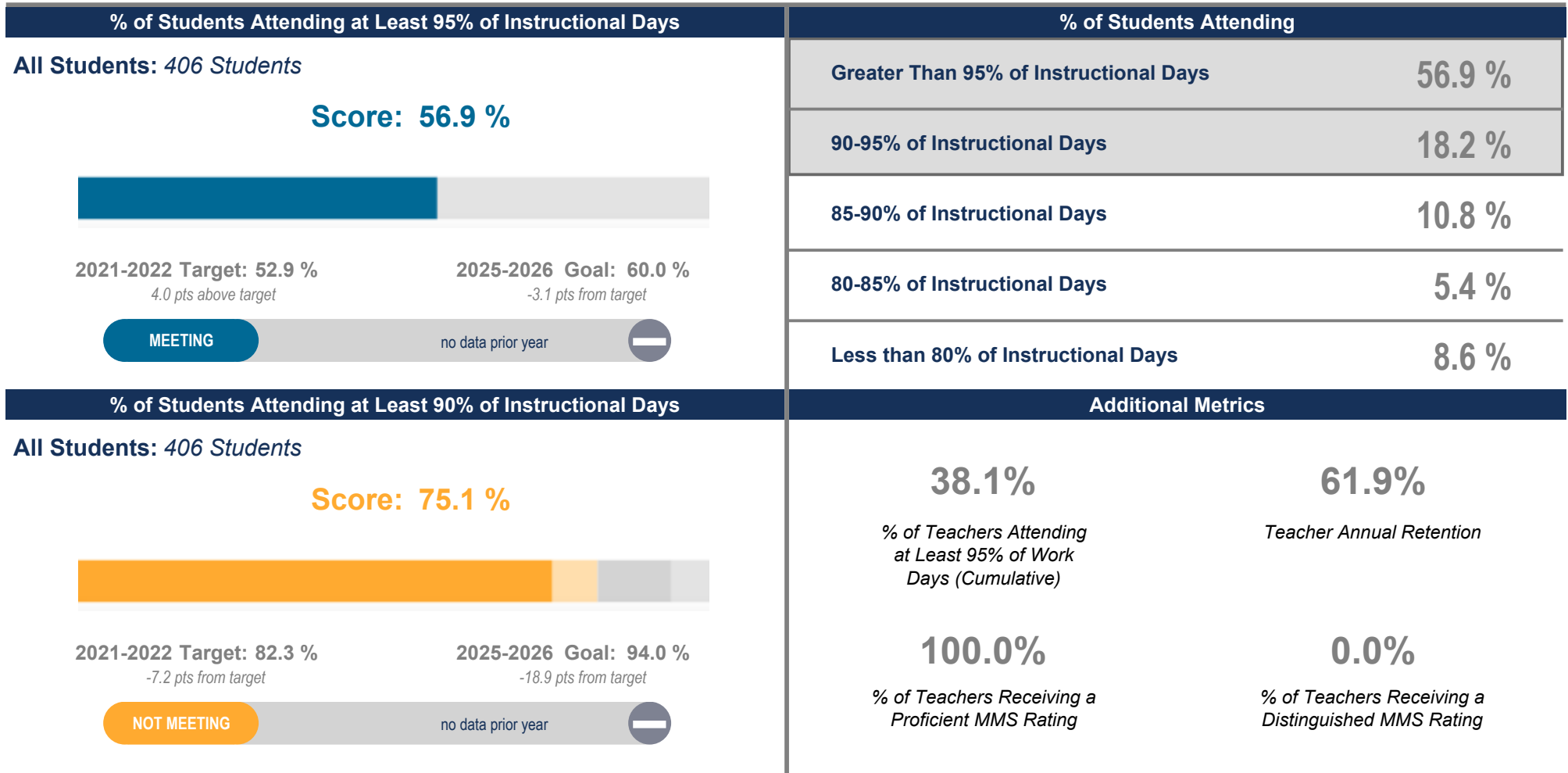
School Has at Least 2 Behavioral/Mental Health Support FTEs per 500 Students

# Climate, Culture & Opportunity

## Guardrail 1 - Welcoming and Supportive Schools

School Code | 1190 School Name | Motivation High School

**Guardrail 1:** Every school will be a safe, welcoming and healthy place where our students, staff and community want to be and learn each day. This means that our schools will be: 1) environmentally safe and clean; and 2) spaces with inclusive climates that provide students with access to robust social, emotional, and mental health supports.



- Meeting Target
- Not Meeting Target

# Climate, Culture & Opportunity

## Guardrail 2 - Enriching and Well-rounded School Experiences

## Guardrail 3 - Partnering with Parents / Family Members

School Code | 1190 School Name | Motivation High School

**Guardrail 2:** Every student will have a well-rounded education with co-curricular opportunities, including arts and athletics, integrated into the school experience.

**Guardrail 3:** Every parent and guardian will be welcomed and encouraged to be partners in their child's school community.

### % of Students Participating in Co-Curricular / Athletics Activities

### School Relationship Score

*% of Students  
Participating in Co-  
Curricular / Athletics  
Activities*

**Data Unavailable**

**Insufficient Sample**

### Additional Metrics



**Yes**

*School Has a SAC/Parent Advisory Group*



**Yes**

*School Has a SAC/Parent Advisory Group That Meets Regularly*



**8**

*Number of SAC/Parent Advisory Group Meetings*

- Meeting Target
- Not Meeting Target



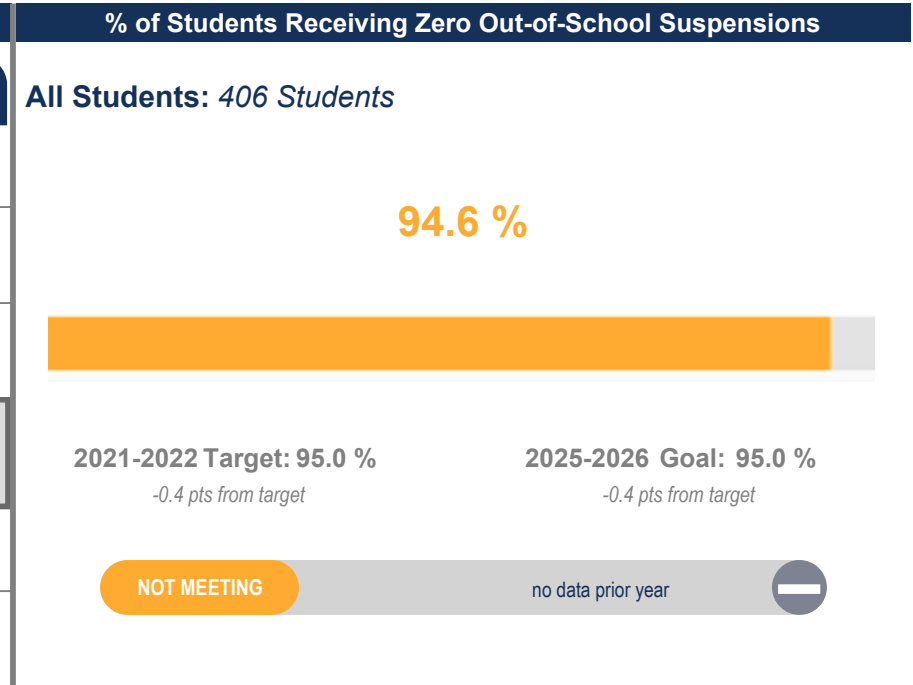
# Climate, Culture & Opportunity

## Guardrail 4 - Addressing Racist Practices

School Code | 1190 School Name | Motivation High School

**Guardrail 4:** Our students' potential will not be limited by practices that perpetuate systemic racism and hinder student achievement.

Suspension Disproportionality			
	% of Enrollment (Total Enrollment)		% of Suspensions Given to Each Subgroup
All Students	(391)		
American Indian / Alaskan Native	0.0 %	(0)	0.0 %
Asian	1.3 %	(5)	0.0 %
<b>Black / African American</b>	<b>93.4 %</b>	<b>(365)</b>	<b>97.0 %</b>
Hispanic / Latino	3.1 %	(12)	0.0 %
Multi Racial / Other	2.3 %	(9)	3.0 %
Native Hawaiian / Pacific Islander	0.0 %	(0)	0.0 %
White	0.0 %	(0)	0.0 %
English Learners	10.7 %	(42)	12.1 %
Students with IEPs	15.4 %	(60)	24.2 %
Economically Disadvantaged	82.4 %	(322)	93.9 %



### Disproportionality in AP, IB, and Dual Enrollment Courses

All Students	Black / African American	Hispanic / Latino
100.0 %	100.0 %	100.0 %

- Meeting Target
- Not Meeting Target